

---

# GOOD TO KNOW

Cleaning and Caring for Your Parquet

## BAUWERK IS HAPPY TO HELP YOU

Tips and tricks for parquet cleaning  
and care are available at

[bauwerk-parkett.com/bauwerk-cleaning-tips](http://bauwerk-parkett.com/bauwerk-cleaning-tips)



**BAUWERK<sup>®</sup>**

*Parquet*







---

You have decided to get high-quality parquet from Bauwerk. We are convinced that it will give you years of enjoyment. Bauwerk Parkett offers a range of cleaning and maintenance products suitable for the needs of your parquet.








The table below shows the products that are suitable for the different surfaces.

Cleaning and care products, including sets, are available in our Worlds of parquet, our affiliated parquet installers and directly from our web shop: [shop.bauwerk-parkett.com](http://shop.bauwerk-parkett.com)

## Cleaning & care products, guide

Cleaning	Surfaces		
	matt lacquered	B-Protect®	natural oiled
<b>Cleaning and maintenance</b>	<b>Parquet Cleaner</b> Art. no. 1101 0989 	<b>Parquet Cleaner</b> Art. no. 1101 0989 	<b>Parquet Cleaner</b> Art. no. 1101 0989 
<b>Thorough cleaning</b> (f.e. removal of old coats of protective products) & Cleaning of stubborn dirt	<b>Intensive Cleaner</b> Art. no. 1101 0992 	<b>Intensive Cleaner</b> Art. no. 1101 0992 	<b>Intensive Cleaner</b> Art. no. 1101 0992 

### Care

<b>Maintenance care</b>	<b>Parquet Care Eco</b> Art. no. 1002 3187 	<b>Parquet Care Eco</b> Art. no. 1002 3187 	<b>Mop Care</b> Art. no. 1101 0994 
<b>Touching up the surface</b>	<b>Wax Polish*</b> Art. no. 1002 2750 	<b>Parquet Care Eco</b> Art. no. 1002 3187 	<b>Care Oil Eco colourless</b> Art. no. 1002 2243  <hr style="border-top: 1px dashed black;"/> <b>Care Oil coloured**</b> Art. no. acc. to colour 

\* must be machine-polished | \*\* for coloured products

---

# Cleaning and care of natural oiled parquet

The oil treatment of parquet floors produces an impregnated surface that protects the parquet wood from wear and dirt. Regular cleaning and care of this surface will protect this surface and maintain its natural appearance.

## *Maintenance cleaning*

A brush, mop or vacuum cleaner is sufficient for basic cleaning and removing loose dirt. Sticky dirt can be wiped off with a damp cleaning cloth. For damp wiping, add a non-abrasive cleaning product to the water, such as Bauwerk parquet cleaner\*.

Heavy dirt can best be removed with Bauwerk Intensive Cleaner\* or Bauwerk Spot Remover\*.

## *Basic cleaning*

Use Bauwerk Intensive Cleaner\* to remove old layers left by care products.

## *Initial maintenance*

On request, your installer will carry out the initial maintenance care after installation. This process will provide additional protection for the joints and edge areas to stop the penetration of dirt and moisture. We recommend that you use the Bauwerk Care Oil Eco colourless\* for the initial maintenance.

## *Maintenance care*

Bauwerk Mop Care\* is recommended for routine maintenance care. This maintenance concentrate is added to the cleaning water. Treatment frequency depends on the intensity of use.

## *Touching up the surface*

The cleaned surface can be rejuvenated with Bauwerk Care Oil Eco Colourless\*. How often you have to oil your parquet depends on its use. We recommend re-oiling your floor once a year.

\* Please read the instructions for use on the bottle.



### **Safety information**

Cloths soaked with oil are flammable. Left standing in an exposed pile, the natural characteristics of dried vegetable oils can cause them to burst into flames. Therefore, you should store oil-soaked cloths in a closed metal container or dry them spread out on a non-flammable surface outside. After they are completely dry, the cloths can be disposed of with your normal household garbage.

---

---

## Cleaning and care of lacquered parquet

Multiple layers of lacquer seal the surface and protect the parquet against use and dirt. Bauwerk offers three sealed lacquered surfaces: B-Protect, matt lacquered and lacquered. Bauwerk cleaning products remove any dirt while Bauwerk care products renew the protection provided by the lacquer sealing.

### *Maintenance cleaning*

A brush, mop or vacuum cleaner is sufficient for basic cleaning and removing loose dirt. Sticky dirt can be wiped off with a damp cleaning cloth. For damp wiping, add a non-abrasive cleaning product to the water, such as Bauwerk Parquet Cleaner\*.

Heavy dirt can best be removed with Bauwerk Intensive Cleaner\* or Bauwerk Spot Remover\*.

### *Basic cleaning*

Use Bauwerk Intensive Cleaner\* to remove old layers left by care products.

### *Initial maintenance*

On request, your installer will carry out the initial maintenance care after installation. This process will provide additional protection for the joints and edge areas to stop the penetration of dirt and moisture. We recommend that you use the Bauwerk Wax Polish\* or the Bauwerk Parquet Care Eco\* for the initial maintenance. **Note:** For B-Protect surfaces, always use Bauwerk Parquet Care Eco\*.

### *Maintenance care*

We recommend Bauwerk Parquet Care Eco\* for regular maintenance care. The treatment frequency depends on the intensity of use.

### *Touching up the surface*

For touching up surfaces that are subject to substantial wear and tear, we recommend Bauwerk Wax Polish\*. Since the treatment is done by machine, we recommend contacting your installer.

*\* Please read the instructions for use on the bottle.*

---

## Repairing scratches and abrasion

Open patches can be protected by touching up the surface. For largescale damage or unusual spots, contact your installer.

**Note:** If you have nature oiled stained parquet, please contact your installer or one of our Worlds of Parquet to find the right Bauwerk care oil for your floor.

---

---

## General information for your parquet floor

- › An effective dust matt or grating at the entrance can help prevent sand and dirt getting on your parquet floor.
- › Place soft felt sliders on the legs of your furniture, chairs, and tables to prevent scratches and gouging.
- › For areas of heavy use, such as through office chair rollers, it is recommended that you use a standard protective matt out of transparent plastic.
- › Use soft chair rollers and clean these regularly.
- › Maintaining a healthful room climate is vital for the value retention of our parquet floor and the wellbeing of those who use it. Especially in winter, we recommend that you make sure that there is sufficient humidity (for example, through a humidifier).
- › For those types of wood, which expand and contract considerably (such as beech), larger gaps can appear in winter. By humidifying the air and maintaining a healthful room climate (20 to 22 °C and during heating period 35 to 45% humidity), you can reduce the amount of this contraction.
- › When the underfloor heating is on, the surface temperature should never exceed 29 °C

The instruction information in this brochure is based on our many years of experience. Our guarantee is basically limited to the quality of our products. We cannot assume any liability for the incorrect or unprofessional application.

### **Note:**

- › Never use all-purpose cleaners containing ammonia.
  - › Do not flood the floor with water. This can cause damage through swelling. We also recommend that you do not use a steam cleaner.
  - › Remove water or other fluids from the floor as soon as possible.
  - › Only use microfibre or cotton cloths recommended by Bauwerk.
-

---

## Please contact us at the following addresses with your questions and orders:

› **in Switzerland:**

Bauwerk Parkett AG  
Neudorfstrasse 49  
CH-9430 St. Margrethen  
T +41 71 747 74 74  
F +41 71 747 74 75  
info@bauwerk.com

› **in Austria:**

Bauwerk Parkett  
Vertriebs GmbH  
Gnigler Strasse 61  
A-5020 Salzburg  
T +43 662 873 871 0  
F +43 662 872 982 34  
salzburg@bauwerk.com

› **in Germany:**

Bauwerk Parkett GmbH  
Bahnhofstraße 77  
DE-72411 Bodelshausen  
T +49 7471 70 00  
F +49 7471 700 136  
boddelshausen@bauwerk.com

› **in France:**

Bauwerk France SARL  
Savoie Hexapole / Actipole 4  
Rue Maurice Herzog  
F-73420 Viviers du Lac  
T +33 479 34 17 12  
F +33 479 34 18 94  
france@bauwerk.com

*www.bauwerk-parkett.com*  
*shop.bauwerk-parkett.com*

---

*You can find all of our cleaning and  
care products in our Parquet Worlds,  
through our installation partners,  
or in our on-line shop at:  
**shop.bauwerk-parkett.com***

---

